

Section 29: statistical return

Financial year 2009-2010 – 1 April 2009 to 31 March 2010

1. From 1 April 2009 to 31 March 2010, 1835 cases were notified to CHRE for consideration under Section 29 of the NHS Reform and Health Care Professions Act 2002. Chart 1 shows the distribution of cases received by the nine regulatory bodies. The majority of cases were received from the Nursing and Midwifery Council (742) and the General Medical Council (501).
2. Chart 2 shows the number of cases considered by CHRE each month. We received the most cases in March (175), almost double the number of cases received in March 2008.
3. Chart 3 indicates the general rise in the number of cases CHRE has been receiving each month since April 2004. This shows that there has been a 33.9% increase in the number of cases received in 2009/2010 in comparison to 2008/2009 (i.e. 1370 cases received in 2008/2009 compared to 1835 in 2009/2010). Despite this, Table 4 indicates that proportionately the percentage of cases referred to Court has reduced. The increase in the number of cases notified to CHRE from January 2009 is partially due to the fact that cases involving the health of a registrant now fall within CHRE's remit, and these outcomes began being notified to us from 1st January 2009.
4. Chart 5 shows the average number of days taken for each of the bodies to send the determinations to CHRE after the conclusion of the hearing. The overall average from all of the bodies is 2.6 days. Several of the regulators, however, managed to provide determinations to us in an average of two days.
5. Most cases (1539 of the 1835 cases) were closed without further information being requested, although learning points for the regulatory bodies were identified from the determination in 89 of these cases and noted for future discussions. 201 transcripts were requested, 77 of which raised further learning points. The outcome of all cases reviewed is depicted in chart 6.
6. 9 cases were considered at case meetings of Council members, over half the number that were considered in the previous year. Six of the cases considered at case meetings resulted in us feeding back comments to the regulators proposing improvements to their handling of future cases. Two of the cases considered at case meetings were referred to court. Both of these cases were from the NMC. We expect an outcome from these referrals later in 2010.
7. There were no court judgments on CHRE cases in the year.

Chart 1

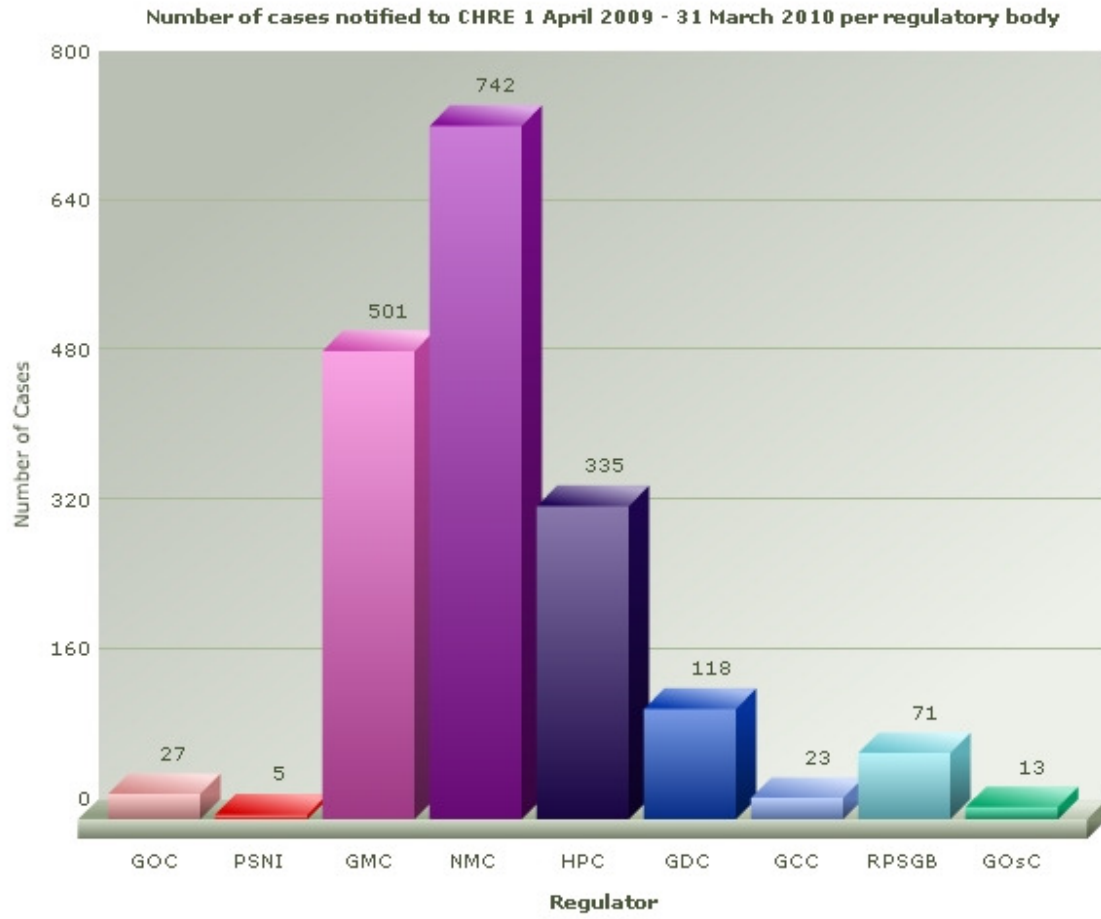


Chart 2

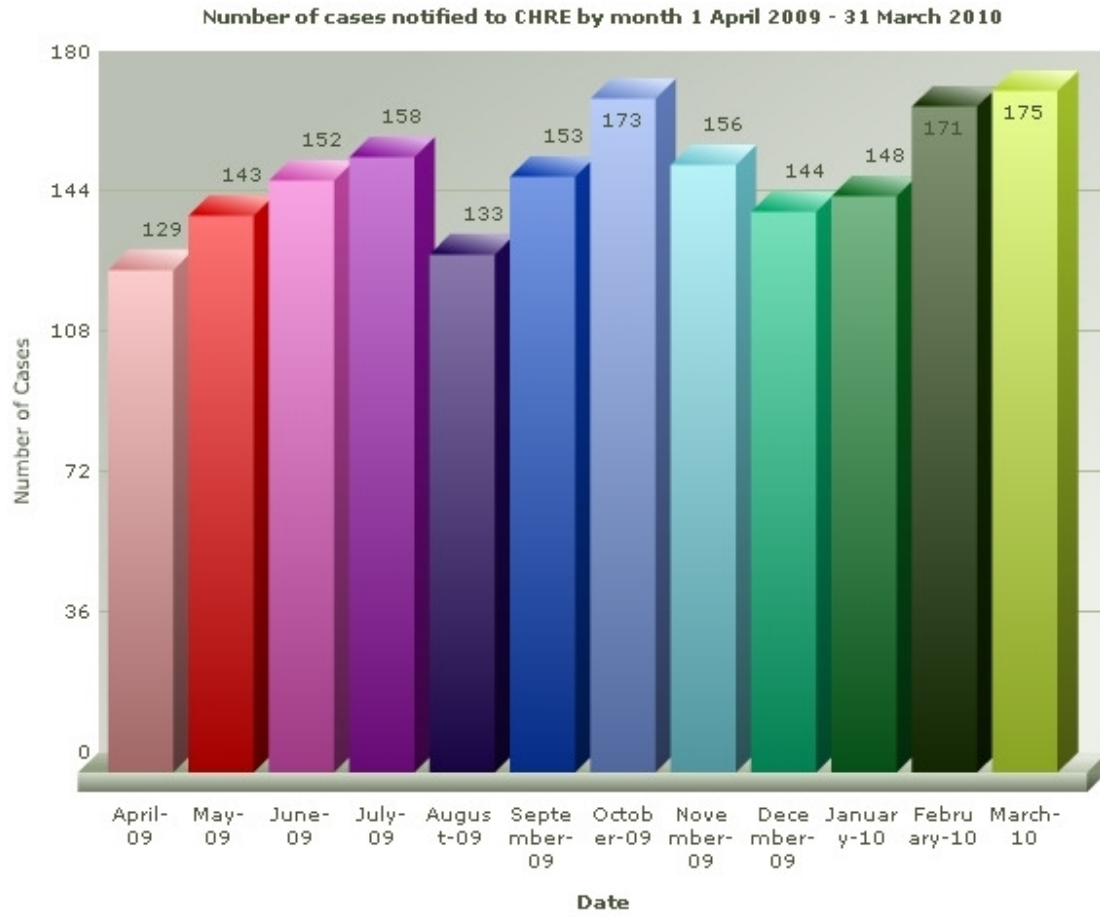


Chart 3

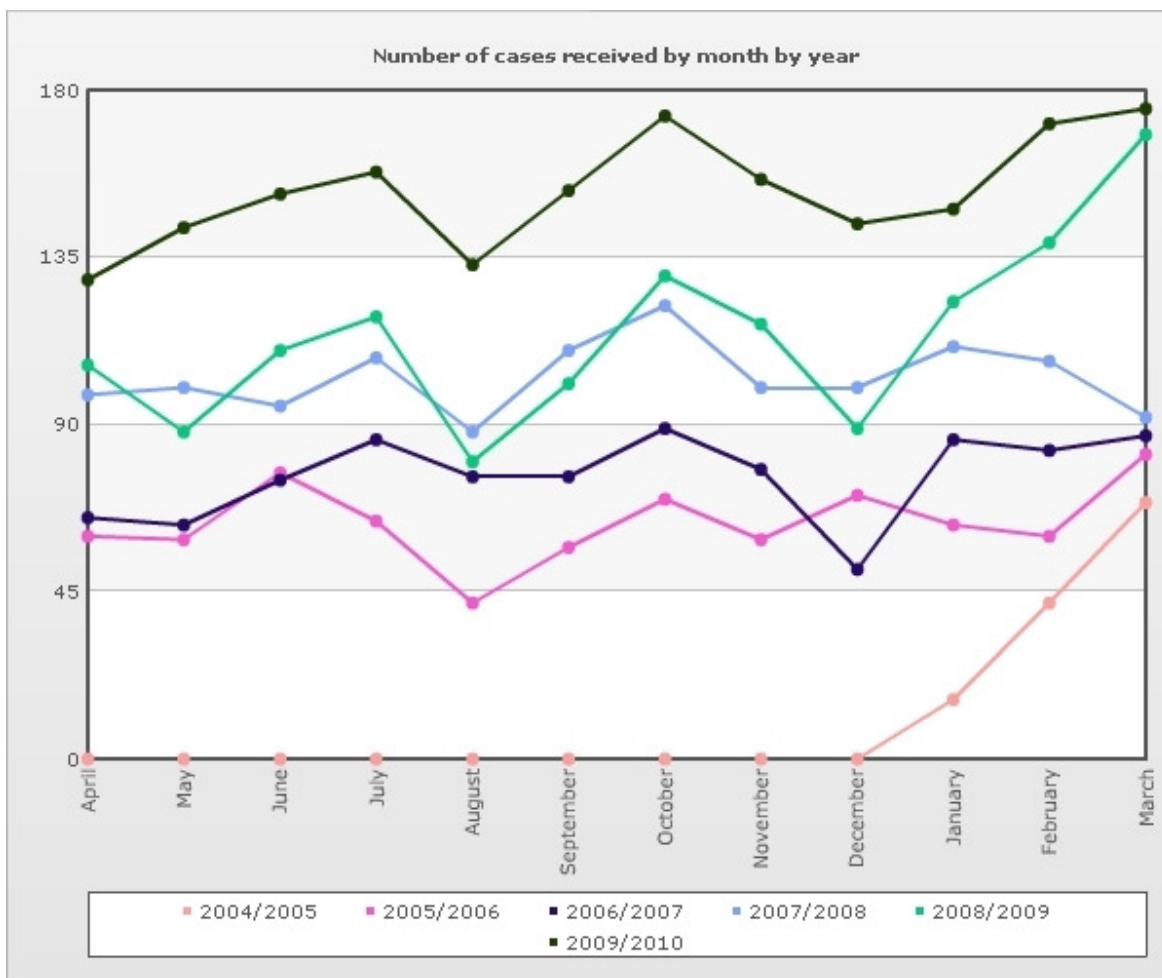


Table 4 - Number of cases referred to court per year

	2004/2005	2005/2006	2006/2007	2007/2008	2008/2009	2009/2010
Number of case referred	7	10	4	5	5	2
% of cases referred	1.18	1.31	0.43	0.41	0.36	0.1

Chart 5

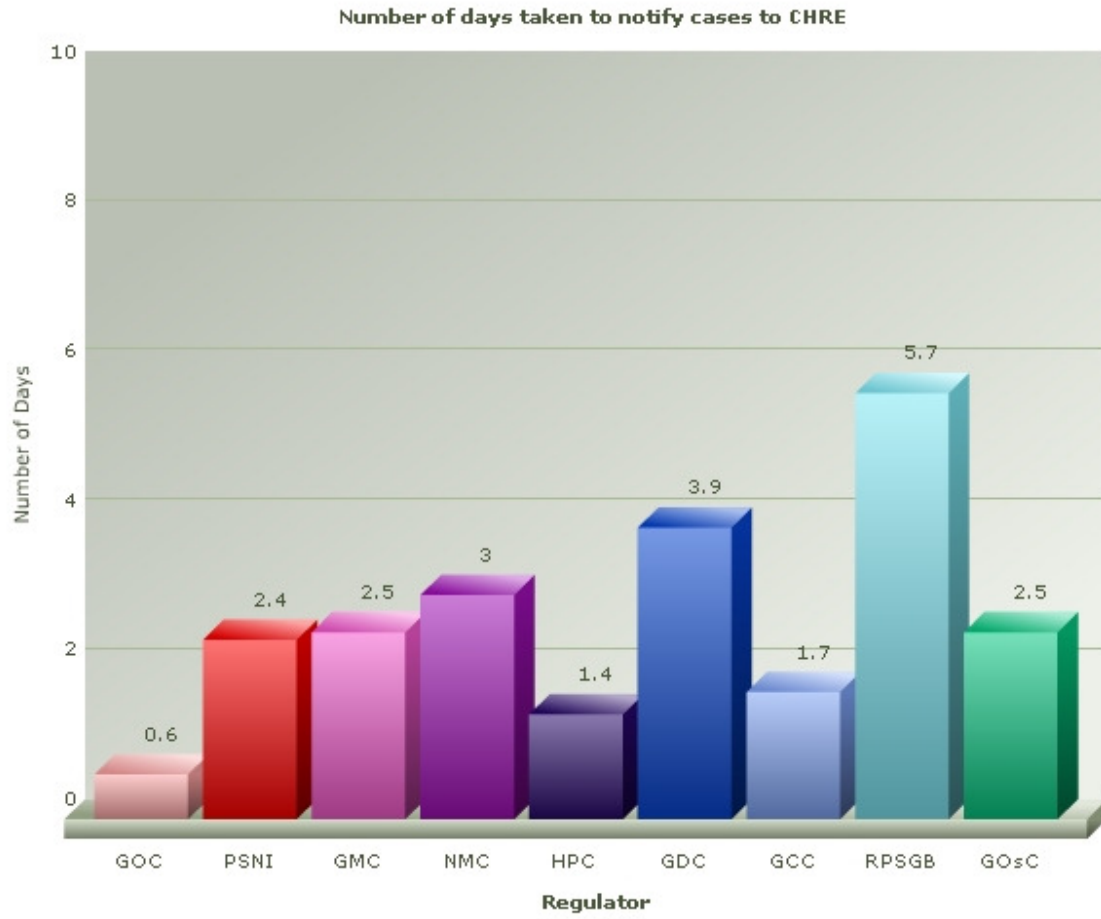


Chart 6

